

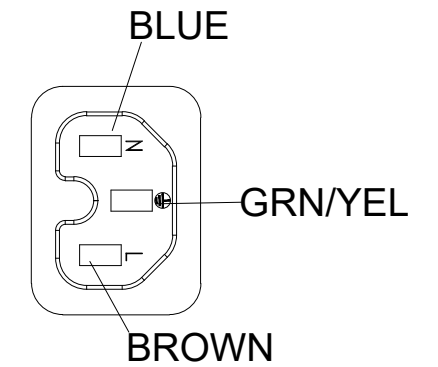
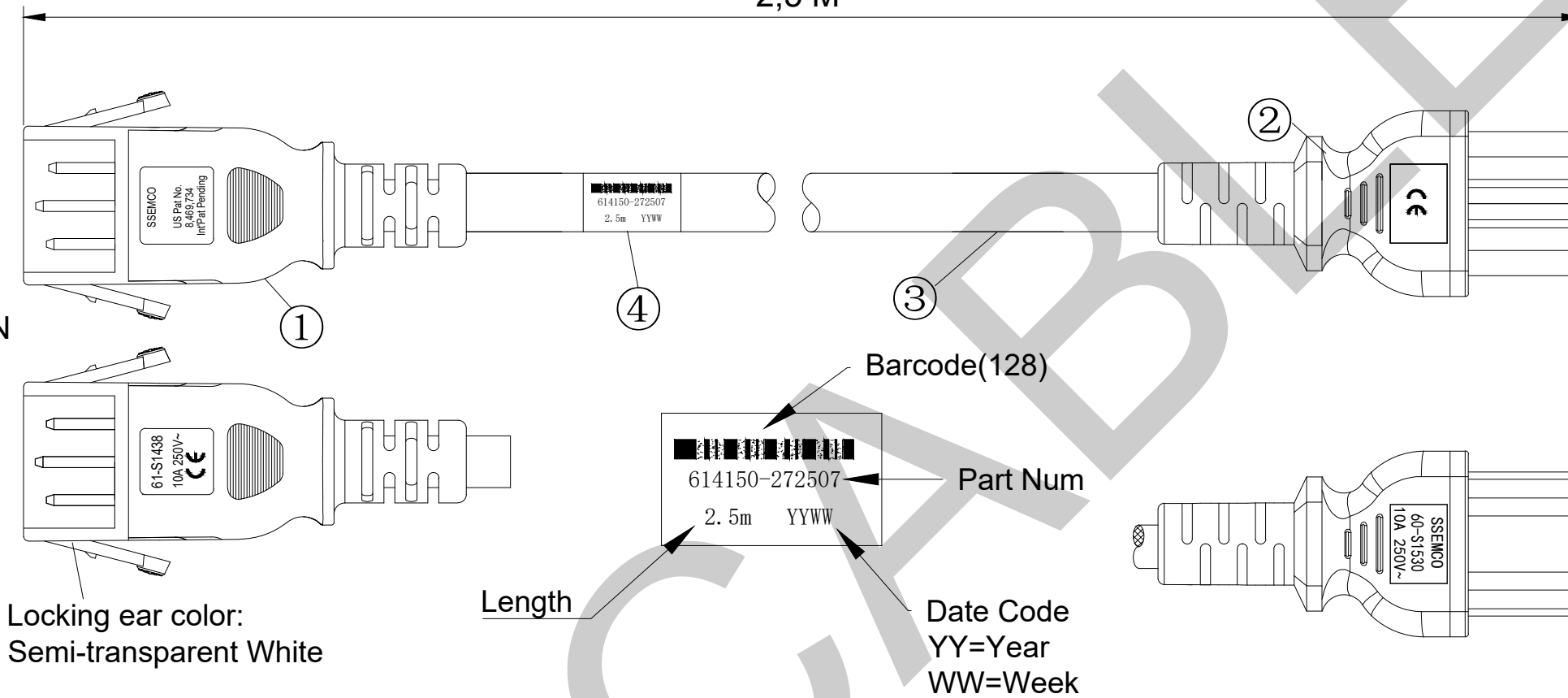
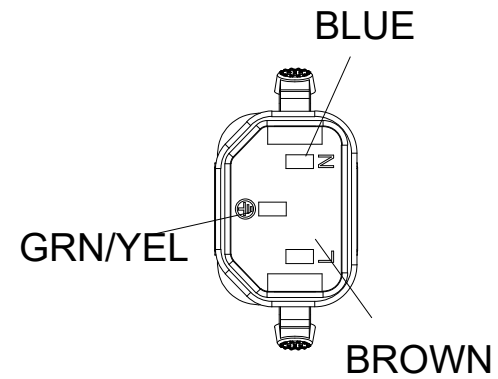
CUST P/N

RoHS COMPLIANT

Patented

ZONE		REV	DESCRIPTION	DATE	APPROVED
		A	Initial Design	2023/6/20	Daniel C

2,5 M



Ordering Information:

614150 - 2 7 250 7

SERIES

COLOR CODE:

0=Black,1=Gray,2=Blue,3=Purple,4=Green,
6=Orange,7=Red,8=Yellow,9=WhiteWIRE GAUGE:
2=1.0mm²

CABLE LENGTH:

For Metric System:
First digit=meter; Last two digit=cm

WIRE TYPE:

7=H05RR-F

ITEM	DESCRIPTION	APPROVAL	QTY
4	Label		1
3	H05RR-F 3*1.0mm2 Red	VDE	1
2	IEC320 C15 10A 250V~	CE	1
1	P-LOCK IEC320 C14 10A 250V~	CE	1

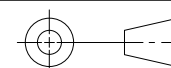
UNLESS OTHERWISE SPECIFIED

1) DIMENSIONS ARE IN MILLIMETERS

2) TOLERANCES ARE:

For Inch System
Cable Length < 4FT: ±1.18in
Cable Length ≥ 4FT: ±1.97inFor Metric System
Cable Length < 1000mm: ±30mm
Cable Length ≥ 1000mm: ±50mm

THIRD ANGLE PROJECTION



ITEM #

MK6731

MK Cable

Product Name

IEC P-LOCK POWER CORD CE
IEC P-LOCK C14 to C15 10A/250V

MODEL NO. 614150-272507

DWG NO. 614150-272507

SHEET

1 OF 1